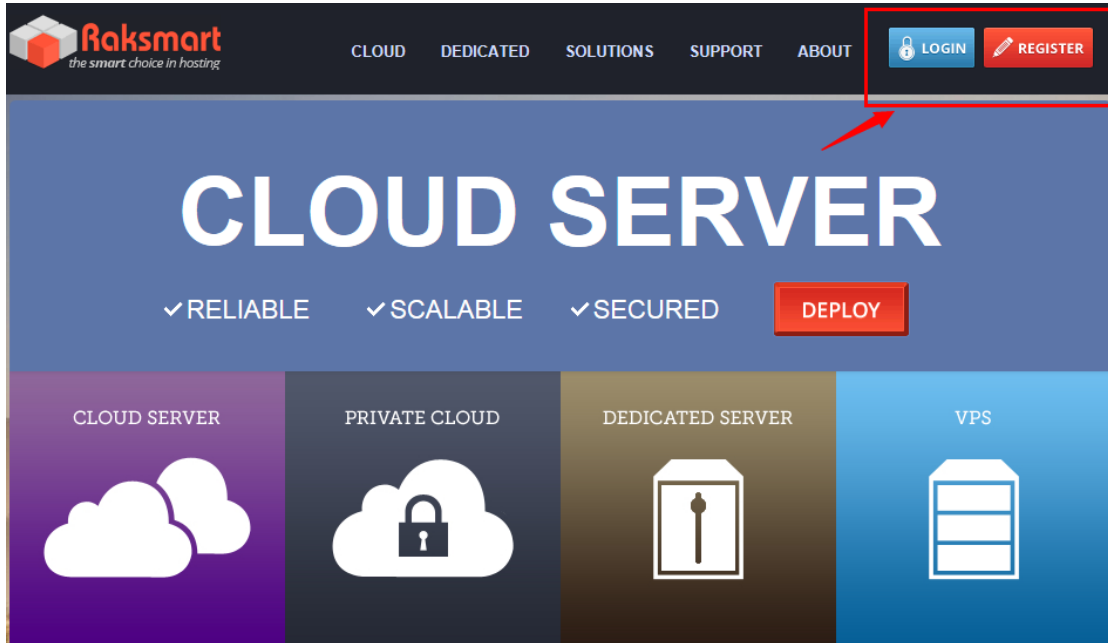


# RAKsmart dedicated server guide

## 一、客户注册与登陆

1. 官网 [www.raksmart.com](http://www.raksmart.com) ，右上方可进行用户的注册与登陆。



## 2. 注册界面

Raksmart >> Register Create An Account With Us . . .

First Name	<input type="text"/>	Address 1	<input type="text"/>
Last Name	<input type="text"/>	Address 2	<input type="text"/>
Company Name	<input type="text"/>	City	<input type="text"/>
Email Address	<input type="text"/>	State/Region	<input type="text"/>
Password	<input type="text"/>	Zip Code	<input type="text"/>
Confirm Password	<input type="text"/>	Country	United States <input type="text"/>
Password Strength	<input type="text" value="Enter a Password"/>	Phone Number	<input type="text"/>

Choose Currency

### 3. 登陆界面

You must login to access this page. These login details differ from your websites control panel username and password.

Email Address:

Password:

Remember Me

[Request a Password Reset](#)

### 4. 用户界面

成功登陆后，用户界面如下。

The screenshot shows the Raksmart user dashboard. At the top, there is a navigation bar with the Raksmart logo and the tagline "the smart choice in hosting". The navigation menu includes links for PROFILE, PRODUCT & SERVICE, BILLING, SUPPORT, and TOOLS. On the right side of the navigation bar, there are buttons for MY CART and LOGIN OUT.

Below the navigation bar, there are five main action buttons: Order New Service, Open New Ticket, My Invoices, Add Funds, and Announcements.

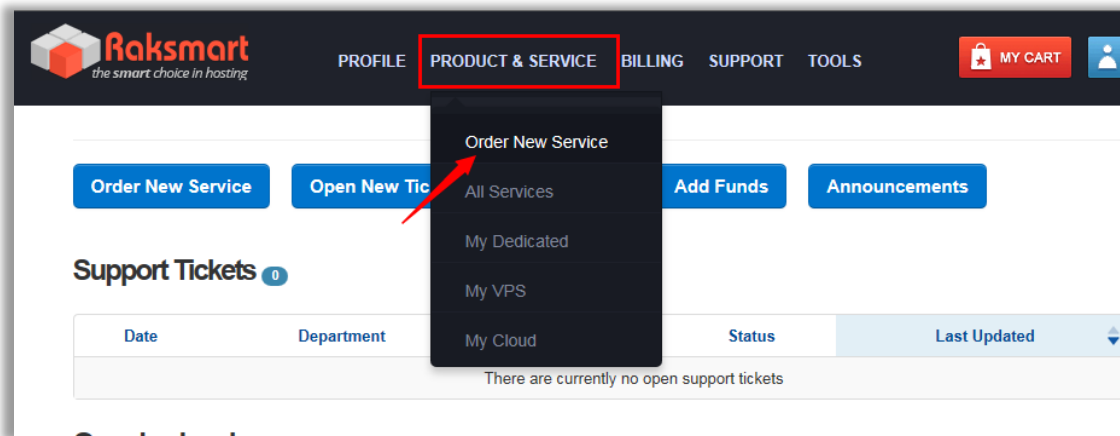
The dashboard is divided into three main sections:

- Support Tickets**: A section with a table header containing Date, Department, Subject, Status, and Last Updated. Below the header, it states "There are currently no open support tickets".
- Overdue Invoices**: A section with a table header containing Invoice #, Invoice Date, Due Date, Total, Status, View Invoice, and View Service. Below the header, it states "No Records Found".

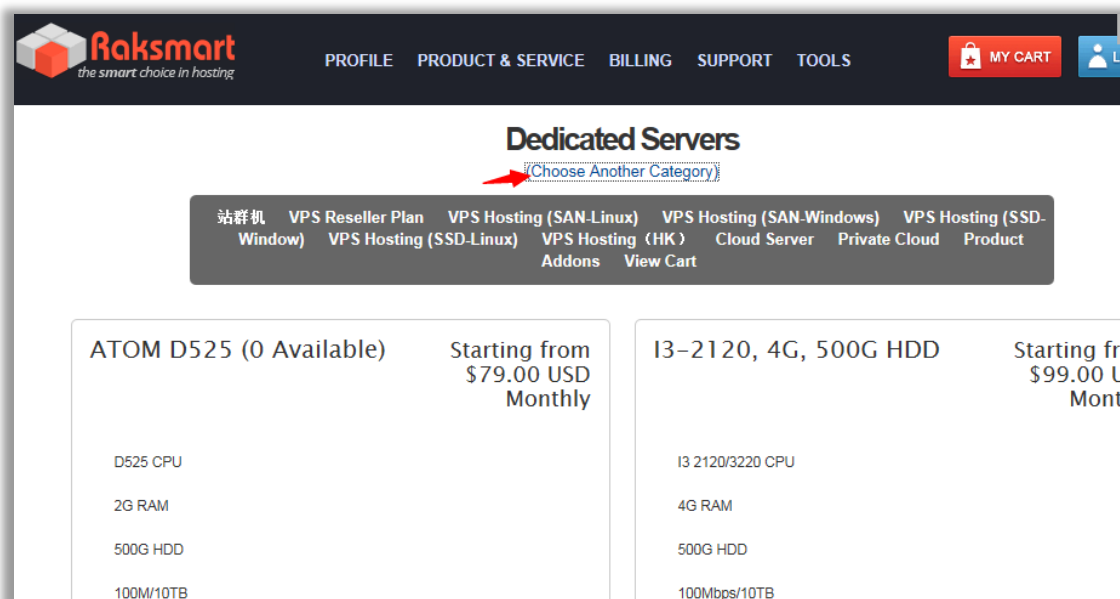
At the bottom right of the dashboard, there is a language selection dropdown menu currently set to "English".

## 二、下单

1、客户管理后台下单位置如下：



2、产品类型选择



### 3、选择所需独服后下单

## Configure

#### Choose Billing Cycle

<input checked="" type="radio"/> 1 Month Price - \$99.00 USD
<input type="radio"/> 3 Month Price - \$94.05 USD
<input type="radio"/> 6 Month Price - \$82.50 USD
<input type="radio"/> 12 Month Price - \$82.50 USD

#### Configure Server

Hostname:	<input type="text" value="eg. server1(.yourdomain.com)"/>
Root Password:	<input type="text" value="feda1bdaec"/>

#### Configurable Options

Operating System	CentOS 5.4
IP Addresses	5 Usable IPs (included)
Additional RAM	4G RAM (included)
Additional HDD	500G HDD (included)
Control Panel	None
Bandwidth Option	100M Dedicated (traffic according to plan)
IPMI	No IPMI

#### Order Summary

<b>Dedicated Servers - I3-2120, 4G, 500G HDD</b>	
I3-2120, 4G, 500G HDD	\$99.00 USD
» Operating System: CentOS 5.4	\$0.00 USD
» IP Addresses: 5 Usable IPs (Included)	\$0.00 USD
» Additional RAM: 4G RAM (Included)	\$0.00 USD
» Additional HDD: 500G HDD (Included)	\$0.00 USD
» Control Panel: None	\$0.00 USD
» Bandwidth Option: 100M Dedicated (traffic according to plan)	\$0.00 USD
» IPMI: No IPMI	\$0.00 USD
» cPanel/WHM Plus!: No	\$0.00 USD
Setup Fees:	\$0.00 USD
Monthly:	\$99.00 USD
<b>Total Due Today: \$99.00 USD</b>	


[Checkout »](#)  
[Continue Shopping](#)  
[View Cart](#)

### 4、完成订单界面

## Review & Checkout

Description	Price
<b>Dedicated Servers - I3-2120, 4G, 500G HDD (test)</b>	
» Operating System: CentOS 5.4	
» IP Addresses: 5 Usable IPs (included)	
» Additional RAM: 4G RAM (included)	
» Additional HDD: 500G HDD (included)	
» Control Panel: None	
» Bandwidth Option: 100M Dedicated (traffic according to plan)	
» IPMI: No IPMI	
» cPanel/WHM Plus!: No	
[Edit Configuration] <a href="#">[Remove]</a>	
Want more than 1 of this item? Enter Quantity Here: <input type="text" value="1"/> <a href="#">Update</a>	
Subtotal:	\$99.00 USD
<b>Total Due Today:</b>	<b>\$99.00 USD</b>
Total Recurring:	\$99.00 USD Monthly

[Empty Cart](#) [Continue Shopping](#)



The safer, easier way to pay

First Name	[REDACTED]	Address 1	
Last Name		Address 2	
Company Name	RAKsmart	City	[REDACTED]
Email Address	[REDACTED]	State/Region	California
		Zip Code	
		Country	United States
		Phone Number	

**Promotional Code**

**Payment Method**

PayPal

Select a different [Currency](#) to see additional payment methods

**Notes / Additional Information**

You can enter any additional notes or information you want included with your order here...

I have read and agree to the [Terms of Service](#)

## 5、付款界面

**PEG Tech Inc**

**Your order summary**

Descriptions	Amount
RAKsmart - Invoice #43295	\$99.00
Item price: \$99.00	
Quantity: 1	
<b>Item total</b>	<b>\$99.00</b>
	<b>Total \$99.00 USD</b>

**Choose a way to pay**

▾ **Pay with my PayPal account**
**PayPal**

Log in to your account to complete the purchase

Email

PayPal password

This is a private computer. [What's this?](#)

[Forgot email or password?](#)

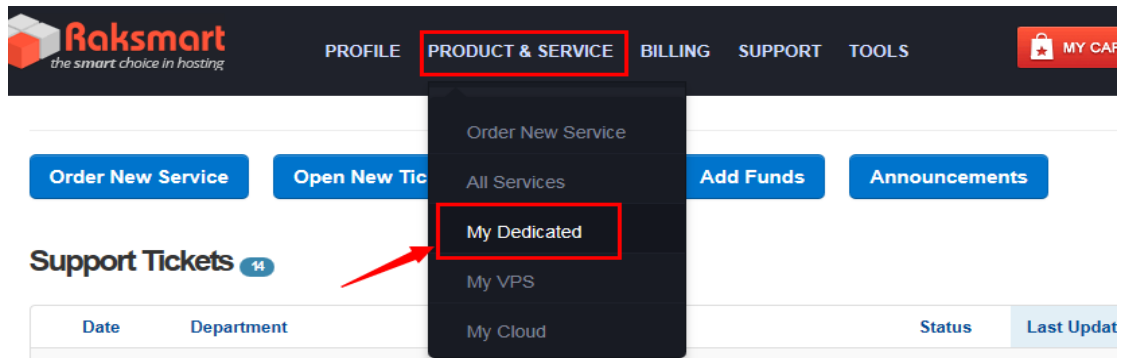
▸ **Pay with a debit or credit card, or Bill Me Later**

(Optional) Join PayPal for faster future checkout

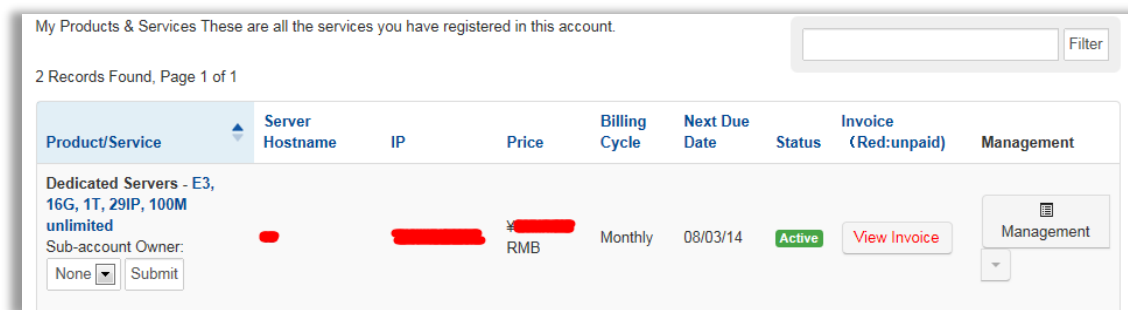
[Cancel and return to PEG Tech Inc.](#)

### 三、管理独服

#### 1、独服管理界面



#### 2、界面可看到产品配置、主机名、主 IP、价格、账单日期、机器状态等信息。



#### 3、点击“management”后进入机器信息与管理界面，可看到机器详细信息，红框内为流量信息、电源管理与重装系统功能按钮。

